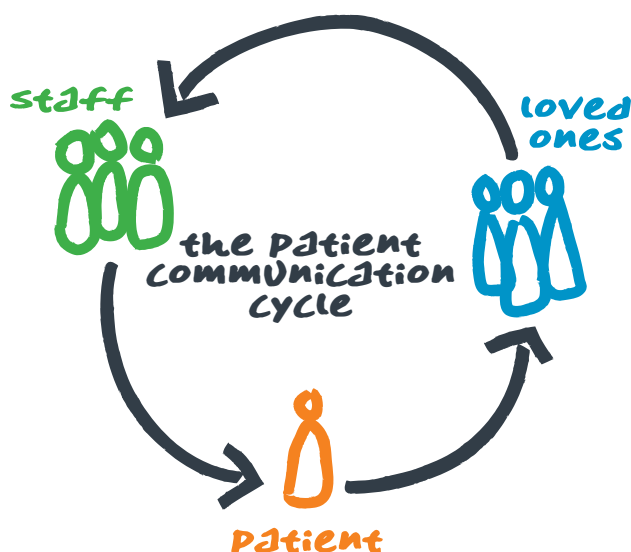


JCAHO statistics reveal that poor communication has been in the top three root causes of sentinel events for the last three years¹.

You can **reduce errors** and **increase patient satisfaction**

with one simple system.



The **IDS Communication Board** is a patented², cost-effective, field-tested tool to engage staff, patients, and involved family or friends in a proactive cycle of communication, necessary for active participation in the care plan.



IDENTITY
DESIGN
SIGNS
SOLUTIONS

Key Benefits

Your Logo HERE

Room #: 512 Room Phone #: (585) 276-0512

Nurse Leader: _____
Nurse Leader Phone #: _____

Today's Date: _____
SUN MON TUE WED THU FRI SAT

YOUR CARE TEAM

Doctor/Provider: _____ Nurse: _____
Nurse Assistant: _____
Housekeeper: _____

Consulting Doctors: _____ Discharge Planning Team: _____
Other Team Members: _____

YOUR CARE PLAN

Can I eat? ☐ Yes ☐ No ☐ Ask my nurse ☐ Assist ☐ Restrictions: _____

Today's Plan: _____

Activity Level:
☐ Independent
☐ Bed Rest
☐ Wheelchair
☐ Assist
☐ Cane
☐ Walker
☐ Lift

☐ Fall Risk **CALL Don't Fall!**

PATIENT/FAMILY QUESTIONS FOR MY DOCTORS

Please let us know what we can do to provide you with excellent care.

18" x 24" Med/Surg Board



PATIENT SATISFACTION

Patients report greater satisfaction with both communication and involvement in decisions when key information is supplied on communication boards.³

CUSTOMIZE

Your **brand**, your **mission statement**, your **unique patient demographics** – our design team is ready to work directly with you to create the unique look of your communication board.

- Print individual room and phone number at no extra cost
- Your care team – add as many names as you need
- Add a patient/family engagement area
- Patient, unit or department specific
- Add pain scale, rounding information or medical diagrams
- Add evidence-based images
- Add support and safety initiative information

Your Logo HERE

Patient safety is our first priority!

| Days Since Our Last Fall | Days Since Our Last Pressure Ulcer | Other Best Practices |
|--|--|---|
| Tips for Preventing Falls | Tips for Preventing Pressure Ulcers | Tips for Best Practices |
| Hourly Rounding ✓ Reactivating Bed Alarms ✓ Prompt Response to Call Bells and Bed Bells ✓ Fall Huddles ✓ Gait Belt ✓ | Turn and Position q2Hours ✓ Elevate Heels off Bed ✓ Maintain Adequate Nutrition ✓ Braden Assessment ✓ Attend to Patient if it is Necessary ✓ | Offer Flu Vaccine ✓ Offer Pneumonia Vaccine ✓ Prevent Blood Clots ✓ |

24" x 24" Fall & Ulcer Prevention Board

DESIGN

Our design ensures legibility and information access from a patient's bed, not just up close. Key patient-specific information, along with branding, mission statements and evidence-based imagery, help to send your message of care to diverse patient populations.

Your Logo HERE

Patient Name: _____ Allergies: _____
DOB: ____/____/____ Medical Record #: _____

Procedure: _____

Surgeons: _____
Anesthesia: _____
ASA: _____
Site Marking: _____
Fluids In: _____
Fluids Out: _____
EBL: _____

SCIP ☐ Specimens (#) _____ ☐ _____

In-Room Time: _____ Timeout: _____
Surgery Start Time: _____ Room-out Time: _____

COUNTS Needles: _____
Lap: _____ Blade: _____
Raytec: _____ Hypo: _____

48" x 36" Operating Room Compliance Board

Your Logo HERE

Today's Date: _____ ROOM #: 254
Anticipated Discharge Date: _____ PHONE #: 375-0254

YOUR CARE TEAM

Attending MD: _____
Nurse: _____
Patient Care Tech: _____
Other: _____

Special Needs/Precautions: _____
Messages/Questions: _____

18" x 24" Med/Surg Board with Evidence-Based Image

Your Logo HERE

Restorative Neurology & Rehabilitation Center

MONTH ____ YEAR ____

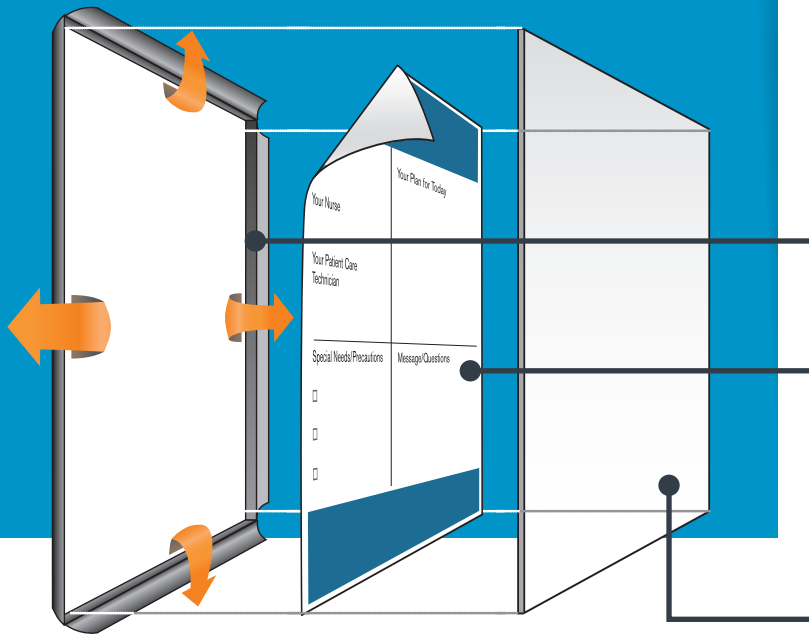
| Monday | Tuesday | Wednesday | Thursday | Friday | Saturday |
|--------|---------|-----------|----------|--------|----------|
| | | | | | |
| | | | | | |
| | | | | | |
| | | | | | |
| | | | | | |
| | | | | | |
| | | | | | |
| | | | | | |
| | | | | | |
| | | | | | |

Medical Staff: _____ Nurse: _____
Care Assistant: _____

Our Priorities: Your Care, Comfort and Safety - Always!

24" x 24" Neurology & Rehabilitation Board





STRUCTURE

Our patented product (U.S. Pat. No. 8,808,006), manufactured in the USA, uses a multi-planar technology that has been tested in some of the top medical institutions and medical teaching facilities in the country.

Sturdy Anodized-Aluminum Frame

The frame clicks open on all four sides to easily change graphics, sanitize and install.

Custom, Changeable Graphic Panel

Inserts can be printed in various languages (Spanish, English, Cantonese, etc.) or font sizes and have the ability to be stored behind one another for maximum flexibility in your patient communication board. Customize your template to meet your patients' needs.

Clear Dry-Erase Face

Sturdy, easy-to-clean, dry-erase surface



CHANGEABILITY

Replace inserts as your needs change. Perfect for highlighting special dates such as holidays, birthdays and special day greetings for longer stays, multi-language, branding and mission changes across units and patient demographics.

EASY OPERATION

1

OPEN

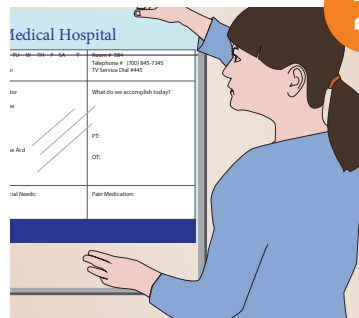
Easy open frame. Installs in seconds. Easy to clean and wipe down in order to prevent infection.



2

INSERT

Insert your water-resistant template. Protects against cleaning damage.



FILL OUT

Organize and customize templates for your department or institution. Insert allows you to choose and change information (e.g. daily plan, pain scale, precautions, etc.)



3

4

UPDATE

Clear, writable surface makes updating your information easy, maintaining clear and comforting communication.



Used In Teaching Hospitals, Medical Centers and Long-Term Care Facilities

Brigham & Women's Hospital
Buffalo General Medical Center
Cedar Sinai Medical Center
Cortland Regional Medical Center
Children's Hospital Los Angeles
DeGraff Memorial Hospital
F.F. Thompson Hospital
Floyd Memorial Hospital and Health Services

Kettering Medical Center
Medical Center of Aurora
Millard Fillmore Suburban Hospital
Pennsylvania Hospital
St. Peter's Health Partners
Unity Hospital
University of Rochester Medical Center
Women & Children's Hospital of Buffalo and many more



SIMPLE INSTALLATION

Our sturdy anodized aluminum frame screw-mounts to the wall or can be mounted to any glass surface.

NO MINIMUMS

Perfect for an entire hospital or a single unit/floor. Bulk pricing always available.

STANDARD SIZES

12"x 24", 18"x 24",
24"x 24", 36"x 24"

Custom sizes are available to suit your needs.


ACCESSORIES

2" x 3" Plexi holder for staff photos

Dry-erase marker holder

Additional inserts

1. Joint Commission sentinel event data: Root causes by event type 2004-2Q2014, January 2015. Retrieved January 26, 2015 from http://www.jointcommission.org/assets/1/18/Root_Causes_by_Event_Type_2004-2Q_2014.pdf
2. U.S. Pat. No. 8,808,006.
3. Singh, S. et al. (2011). It's the writing on the wall: Whiteboards improve inpatient satisfaction with provider communication. *American Journal of Medical Quality* 26(2), 127-131.



IDENTITY
DESIGN
SIGNS
SOLUTIONS

410 Atlantic Avenue | Rochester, NY 14609

Tel: 585.266.5750 | Fax: 585.266.5798

pcb@idsignsystems.com | idsignsystems.com

ID Signsystems is a multi-disciplinary design company.
Call us about our full wayfinding design service and signage programs.